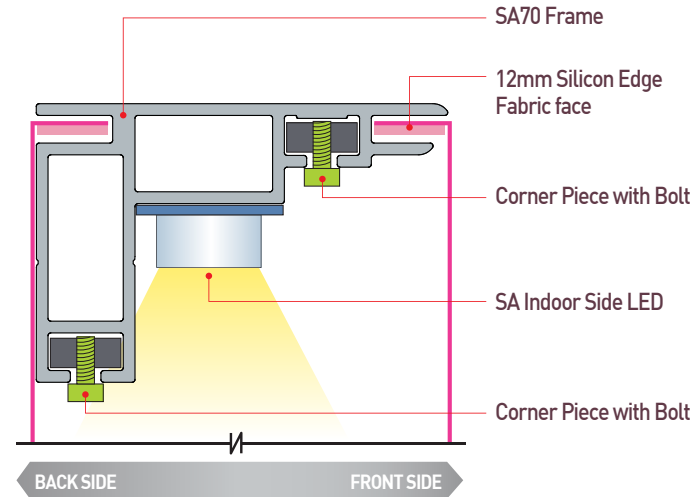


# SA 351 SA70 FRAME LED SQ


## This Frameless Fabric LED Lightbox is..

- ✓ Type            Single sided / Indoor Only
- ✓ Where to fix    Wall mounted / Freestanding
- ✓ Lighting source    LED Lighting
- ✓ Power Supply    Externally supplied
- ✓ Cover size        frameless
- ✓ Colour            Anodised Silver (Others cost extra)

• Price do not include Silicon Edge Fabric face.  
 • We recommend to use "SAMBA" fabric for face.  
**Face size : Box size + 10mm**  
 ex) Box size : 1000 x 1000mm / Finished fabric print with 12mm silicon edge : 1010 x 1010mm  
 • Price do not include packaging and Delivery



## Our Products



## Installation\_Wall Mounted type



70mm Deep



12mm Silicon Edge Fabric



Easy Assembly



High Quality SALED



1. Insert Corner bracket



2. Assemble each corner



3. Check Angle for 90 degrees




4. Fit off with Allen head screw



5. To each Corner



6. Connect LED lights with plug & play connectors



7. Insert Silicon edge fabric into frame groove



8. Finished product